

MS SeriesTM

Professional Grade Power Inverter
Worktruck Power Inverters



THMS5000

5000 WATT – 10000 WATT PEAK

Other Models



THMS1000
1000 WATT
2000 WATT PEAK



THMS1500
1500 WATT
3000 WATT PEAK



THMS2000
2000 WATT
4000 WATT PEAK



THMS3000
3000 WATT
6000 WATT PEAK

THMS Series

THOR Manufacturing Modified Sine Wave inverters have set the standard with the way you deal with your mobile power needs, providing AC electricity. A power inverter converts the DC electricity from batteries into everyday AC power. With a THOR Manufacturing inverter you won't need to rely on DC-powered electronics or a generator to have power for tools, electronics or any AC power needs.

THOR Manufacturing Modified Sine Wave inverters are efficient and dependable and come in numerous sizes and power ranges to meet your mobile power demands. We offer lightweight, compact models designed for smaller AC demands such as laptops, cellular phones, PDA's and higher powered models that yield enough power for larger vehicles such as utility & work trucks, RV's, boats, & renewable energy applications.

Design Features

- Easy to read error codes
- AC receptacles
- Hardwire option for loads larger than 15 Amps
- On/Off remote control port
- Digital volt meter and wattage usage
- High surge capability
- Thermo controlled fan
- Compact, lightweight, & portable
- USB port 2.1 Amp for tablet and smart devices
- Additional mounting feet for easy installation

New Error Code Display



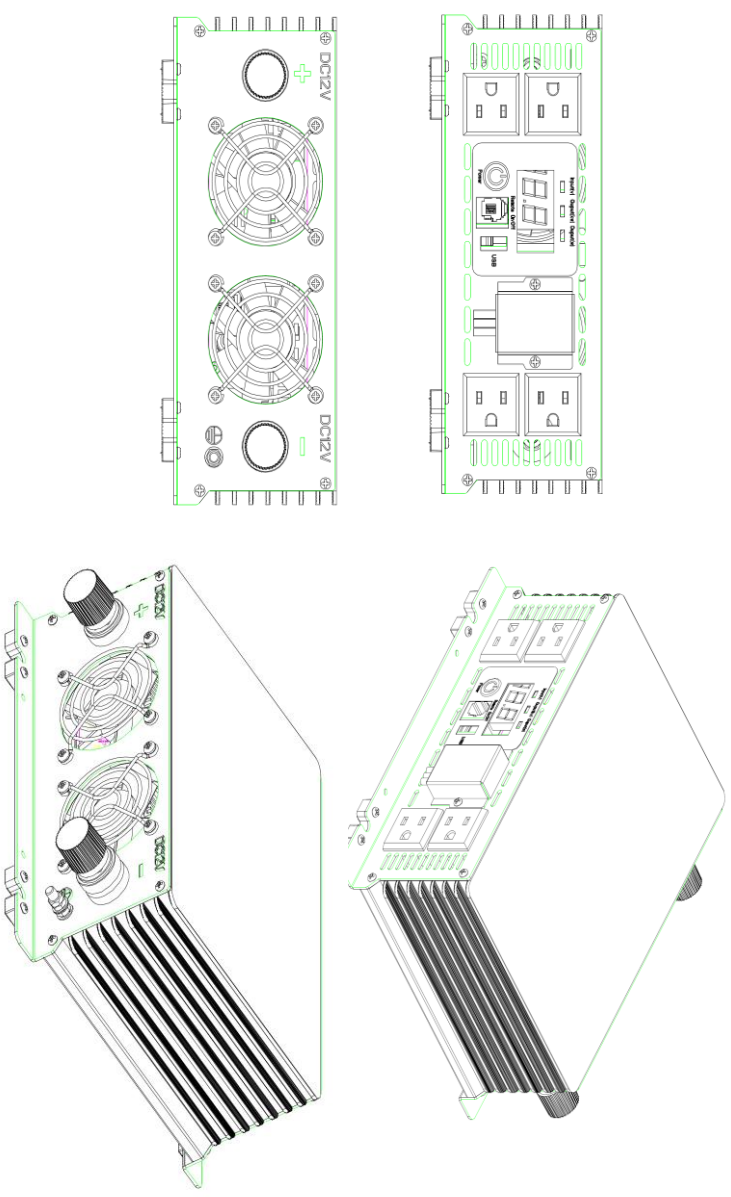
OVERLOAD SHUTDOWN

Hard Wire Block

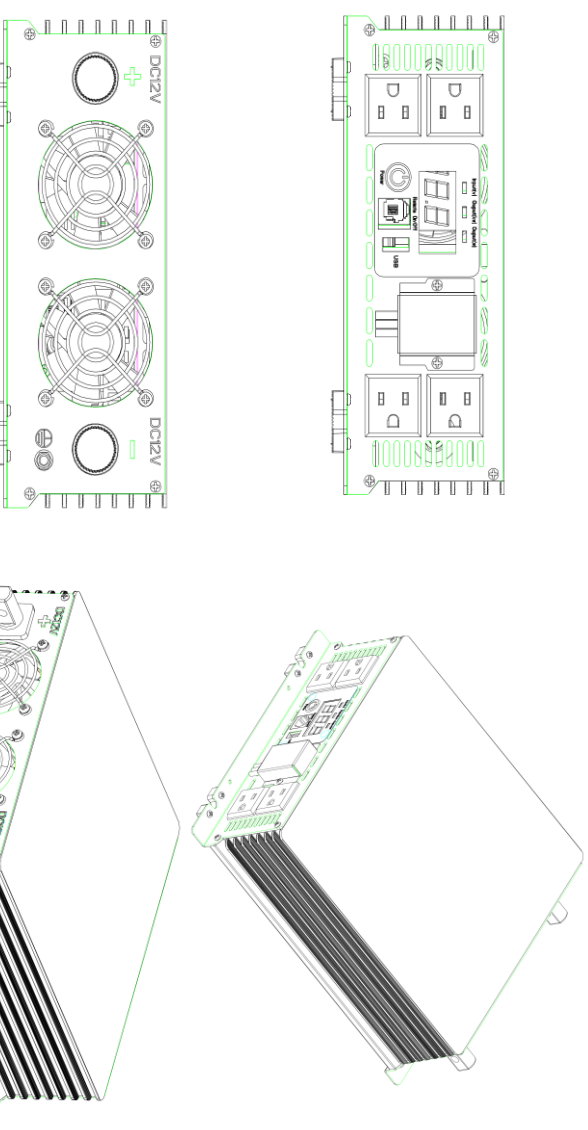


	MODEL	THMS1000	THMS1500	THMS2000	THMS3000	THMS5000
INPUT	Nominal DC Inout Voltage	12 VDC				
	DC Input Voltage range	10.7 - 16.5 Vdc				
	Maximum Input Current	180	270	360	540	899
	DC Input Current AT LOAD	99	149	198	297	495
	DC Input Connections	Bolt Down Lugs	Nut & Bolt M9	Nut & Bolt M9	Nut & Bolt M9	Nut & Bolt M9
OUTPUT	Output Voltage	120 Vac				
	Maximum Output Current	10 Amps	15 Amps	20 Amps	30 Amps	50 Amps
	Output Frequency	60 Hz \pm 1 %				
	Type Of Wave Form	Modified Sine Wave				
	Max Output power up to 10 Min 10% over continuous	1100 Watts	1650 Watts	2200 Watts	3300 Watts	5500 Watts
	Continuouse Output Power	1000 Watts	1500 Watts	2000 Watts	3000 Watts	5000 Watts
	Surge Output Power	2000 Watts	3000 Watts	4000 Watts	6000 Watts	10000 Watts
	Peak Efficiency	85 - 90%				
	USB Charging Port	(1) 5V - 2.1A				
	AC Output Connection	4 x NEMA5-15R Outlets				
	Terminal Block for Hardwiring	Yes				
DISPLAY	Display	Digital Display With Error Codes				
	Low Input Voltage	E01				
	High Input Voltage	E02				
	Overload Shut Down	E03				
	Over Temperature	E04				
	Ground Fault Protection	E05				
PROTECTION	Low Input Voltage Alarm	10.7V \pm 0.1V				
	Low DC Input Voltage Shutdown	10V \pm 0.1V Auto-reset: 11.5V \pm 0.3V				
	High DC Input Voltage Shutdown	>14.5V Auto-reset: <14.5V				
	Short Circuit Shutdown	When Output Voltage Drops Below 80VAC or Lower for 1 to 1.5 sec				
	Overload Shut Down	Overload of 110% to 115% for 2 to 2.5 sec				
	Ground Fault Shutdown	Intergrated GFCI Circuit (4- 6 mA Leakage)				
	Over Temperature Protection	90°C \pm 5°C (Sensed At output) Auto reset at 65C \pm 5° C				
	Reverse Polarity Protection	Internal DC Fuses will open				
	Cooling	Temperature Controlled Fan / Load Controlled Fans 45 Watts				
REMOTES SOLD SEPERATLY	TH-IBS	Inverter Bypas Switch				
	TH002	Basic On/ Off Remote With Bi-Color Illiminating Ring				
	TH-IRC	Remote with Digital Display, 1 AC outlet, 1 USB charging port				
	TH-IR	Remote with Digital Display				
	Dimensions	7.16L x 8.5W x 3.34H"	9.1L x 8.5W x 3.34H"	13.77L x 8.5W x 3.34H"	17.32L x 8.5W x 3.34H"	17.7L X 9.05W X 6.62H"
	Weight	6.3Lbs	9Lbs	10.75Lbs	14.25Lbs	25Lbs
	UPC CODE	853003006254	853003006261	853003006278	853003006285	853003006636
	Warranty	1 Year	1 Year	1 Year	1 Year	1 Year

THIS DOCUMENT CONTAINS PROPRIETARY INFORMATION. IT MAY NOT BE REPRODUCED OR TRANSFERRED TO DOCUMENTS OR DISCLOSED TO OTHERS OR USED FOR MANUFACTURING OR ANY OTHER PURPOSE WITHOUT PRIOR WRITTEN PERMISSION

MODEL #
THMS1000

THIS DOCUMENT CONTAINS PROPRIETARY INFORMATION. IT MAY NOT BE REPRODUCED OR TRANSFERRED TO DOCUMENTS OR DISCLOSED TO OTHERS OR USED FOR MANUFACTURING OR ANY OTHER PURPOSE WITHOUT PRIOR WRITTEN PERMISSION



DATE:
5-11-2015

Jose Illidge

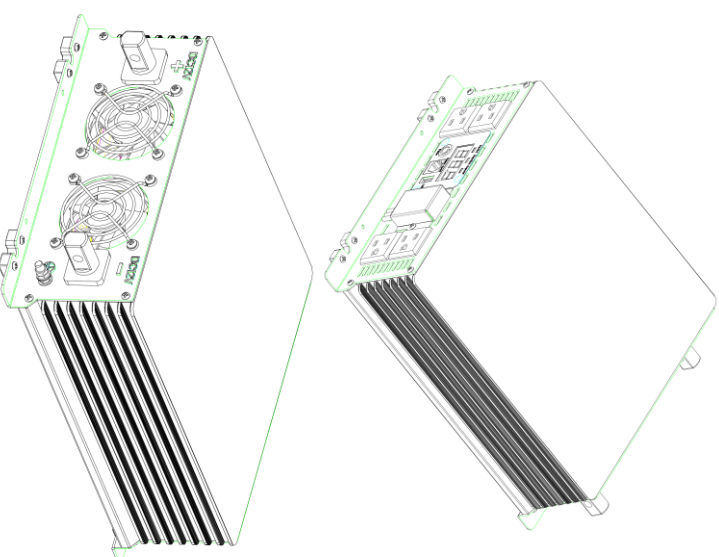
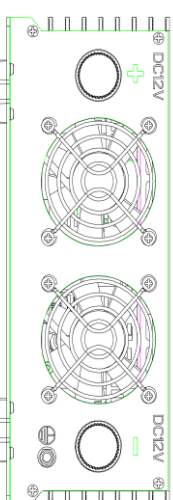
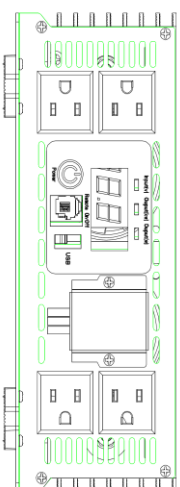
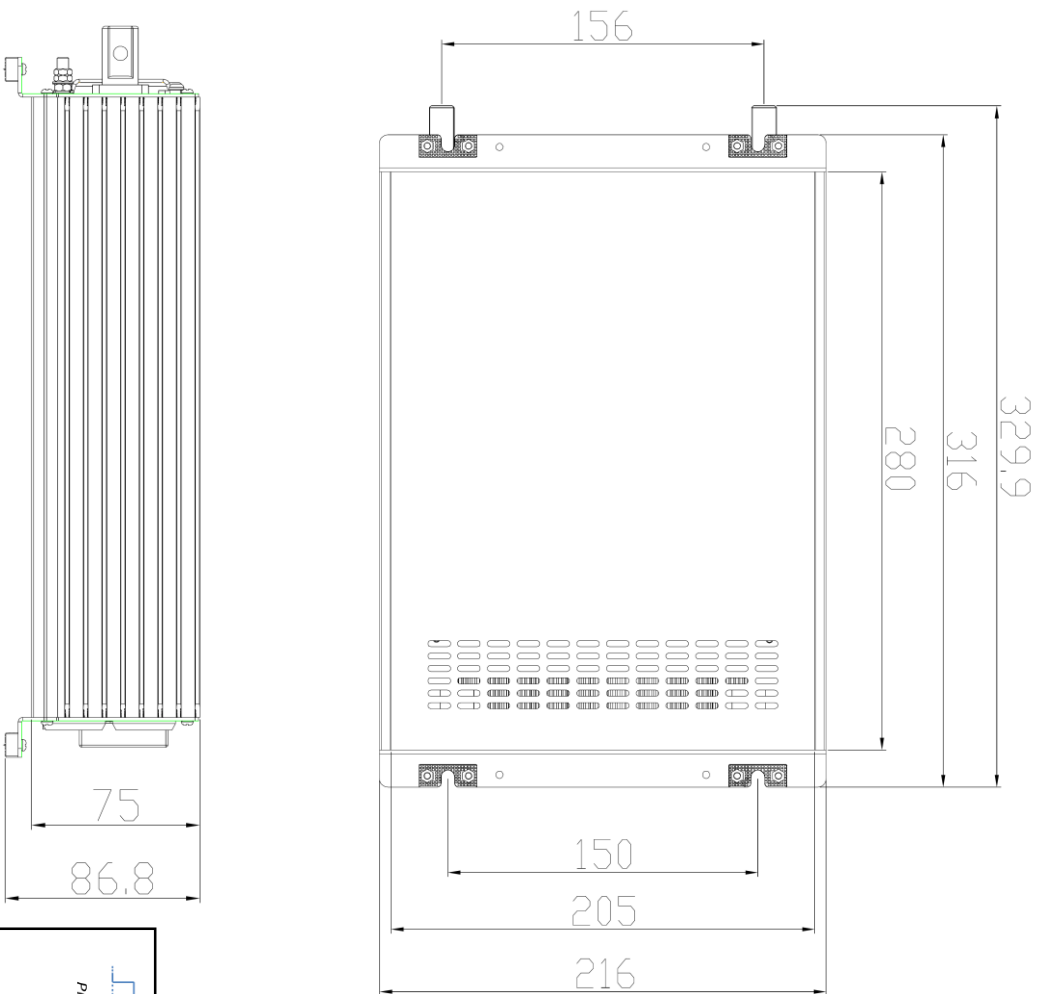
MIN



MANUFACTURING

THOR MANUFACTURING, INC
7050 W PALMETTO PARK RD,


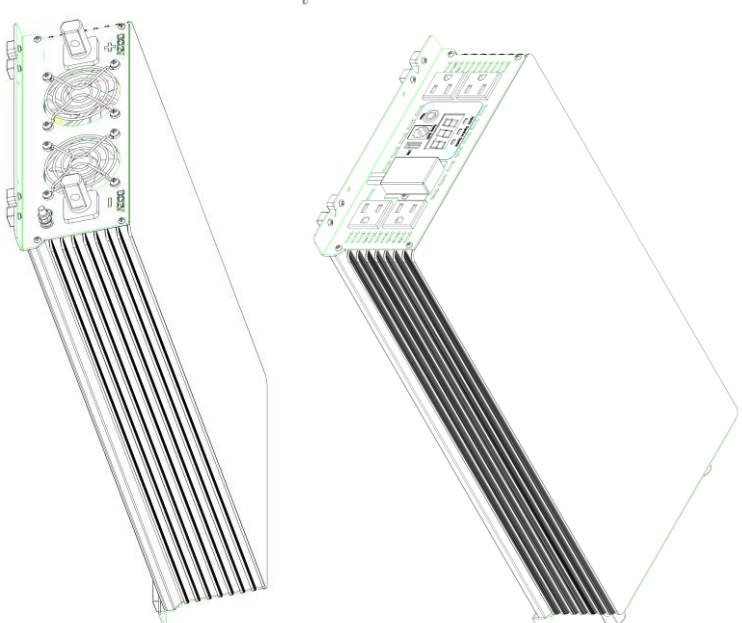
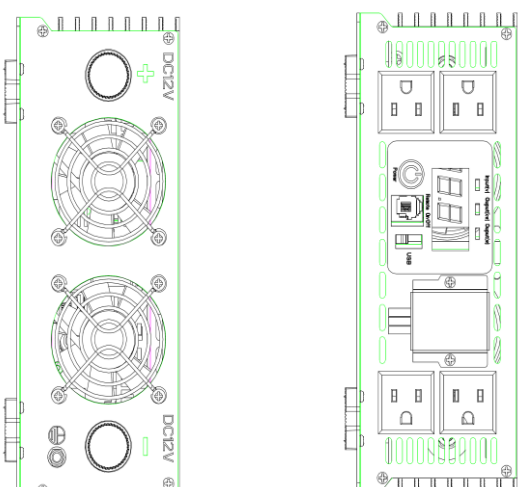

MODEL #
THMS1500

NOTICE OF PROPRIETARY RIGHTS
THIS DOCUMENT CONTAINS PROPRIETARY INFORMATION. IT MAY NOT
BE REPRODUCED OR TRANSFERRED TO DOCUMENTS OR DISCLOSED TO
OTHERS OR USED FOR MANUFACTURING OR ANY OTHER PURPOSE
WITHOUT PRIOR WRITTEN PERMISSION



<div>MS Series Professional Grade Power Inverter</div>		PREPARED BY: <i>Jose Illidge</i>		UNIT OF MEASUREMENT MM	
DATE: 5-11-2015		THOR MANUFACTURING, INC 7050 W PALMETTO PARK RD, BOCA RATON 33433		MODEL # THMS2000	

NOTICE OF PROPRIETARY RIGHTS
THIS DOCUMENT CONTAINS PROPRIETARY INFORMATION. IT MAY NOT
BE REPRODUCED OR TRANSFERRED TO DOCUMENTS OR DISCLOSED TO
OTHERS OR USED FOR MANUFACTURING OR ANY OTHER PURPOSE
WITHOUT PRIOR WRITTEN PERMISSION



<div> MS Series Professional Grade Power Inverter</div>		PREPARED BY: <i>Jose Illidge</i>		UNIT OF MEASUREMENT MM	
DATE: 5-11-2015		THOR MANUFACTURING, INC 7050 W PALMETTO PARK RD, BOCA RATON 33433		MODEL # THMS3000	